

Features

- ✧ Electronically addressed. The address can be modified in field.
- ✧ Built-in microprocessor processes messages intelligently.
- ✧ Alarming by pressing, reset by a special key.
- ✧ Providing independent normally open output contact.
- ✧ Plug-in structure.
- ✧ Standard: EN 54-11.

Description

Connecting to the loop of GST fire alarm system, I-9202 Intelligent Manual Call Point (the MCP) is suitable for public places. When there is a fire, pressing the glass on this MCP can send fire signal to fire alarm control panel. After receiving the signal, the control panel will show address information about the MCP and generate alarm sound.

Connection and Wiring

Terminals on the MCP base are shown as Fig. 1.

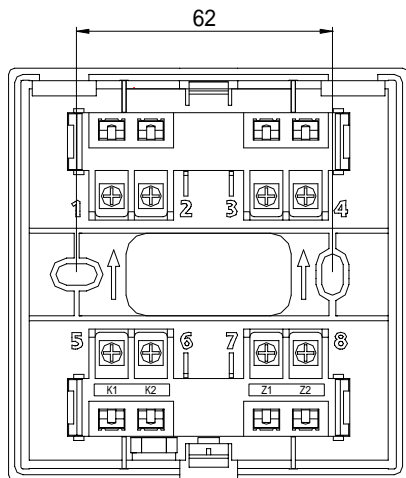


Fig. 1

Z1, Z2: Connecting with loop of the control panel, polarity-insensitive.

K1, K2: Volt-free normally open terminals.

Others are spare terminals.

Recommended Wiring

0.5mm² or above fire cable, subject to local codes.

Installation

Hook the juts of the MCP body to the base, and then press the part below the glass to combine them completely. Finally fasten the MCP with tapping screws (ST2.9 × 9.5).

Note the upward arrow for the mounting direction (Fig.1).

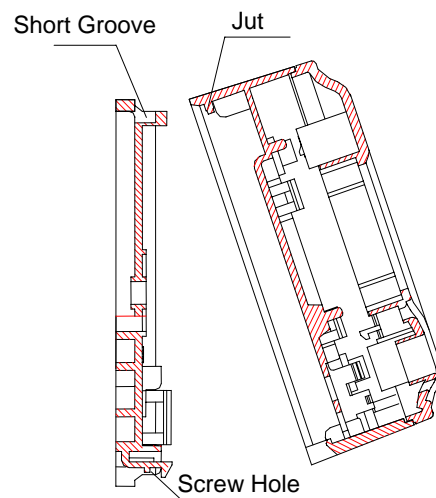


Fig. 2

Application

✧ The MCP should be programmed using P-9910B programmer. Please refer to P-9910B Hand Held Programmer Installation and Operation Manual. Z1, Z2 in Fig. 3 are pins connecting with the MCP loop for programming.

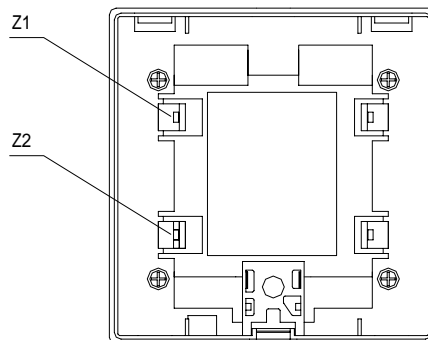


Fig. 3

✧ Terminal Z1 and Z2 of MCP base can directly connect to the loop of control panel. After correct connection, the control panel should be able to register the MCP.

◇ Usage of the key

Vertically insert the key to the key-hole, and turn it anticlockwise by 90°, then push it with force. Turn the key back and pull it out when the glass is rebounded, as shown in Fig. 4.

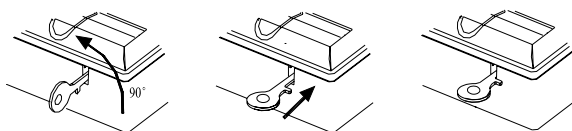


Fig. 4

◇ Compatible Equipment

This MCP can be used together with control panels such as GST100, GST200, GST5000 and GST9000.

Specifications

Operating Voltage	24VDC
Standby Current	0.8mA
Alarm Current	2mA
Alarm LED	Red. Flashes every 3s in polling, and quickly flashes after alarming.
Normally Open Output Contact	Rated value: 60VDC/0.1A Contact resistance 100mΩ
Type of Initiating Part	Reusable
Initiating Mode	Pressing the glass manually
Resuming Mode	Manually resumed by a special key
Programming Mode	Electronically addressed
Address Range	Occupying one address, selectable within 1 ~ 242.
Wiring	Polarity-insensitive two-wire
Ingress Protection Rating	IP20
Environmental Temperature	-10 ~ +50
Relative Humidity	95%, non condensing
Material and Color of Enclosure	ABS, Red(PANTONE 193C)
Dimension (L x W x H)	97mm x 100mm x 45.5mm
Mounting Hole Distance	52mm ~ 68mm
Weight	About 156g (with base)

Accessories and Tools

Model	Name	Remark
P-9910B	Hand Held Programmer	Supplied separately

Limited Warranty

GST warrants that the product will be free from defects in design, materials and workmanship during the warranty period. This warranty shall not apply to any product that is found to have been improperly installed or used in any way not in accordance with the instructions supplied with the product. Anybody, including the agents, distributors or employees, is not in the position to amend the contents of this warranty. Please contact your local distributor for products not covered by this warranty.

This document is subject to change without notice. Please contact GST for more information or questions.

GST China

Gulf Security Technology Co., Ltd.

No. 80, Changjiang East Road,
QETDZ, Qinhuangdao, Hebei,
P. R. China 066004

Tel: +86 (0) 335 8502528

Fax: +86 (0) 335 8508942

sales@gst.com.cn

www.gst.com.cn

GST UK

Global System Technology PLC

Lion Court, Staunton Harold Hall,
Melbourne Road, Ashby de la Zouch,
Leicestershire, England LE65 1RT

Tel: +44 1283 225 478

Fax: +44 1283 220 690

info@gst.uk.com

www.gst.uk.com

GST Dubai

Global System Technology PLC

PO Box 17998 Unit ZA04
JEBEL ALI Free Zone,
Dubai, UAE

Tel: +971 (0) 4 8833050

Fax: +971 (0) 4 8833053

info@gst.uk.com

www.gst.uk.com