

Features

- ✧ Cable checking.
- ✧ Occupying one address, this can be modified through P-9910B programmer or fire alarm control panel.
- ✧ Power cut checking.
- ✧ Two LEDs indicate fire and fault condition separately.
- ✧ Plug-in structure.

Description

I-9319 Addressable Zone Monitor Unit (the unit) is designed to connect with conventional detectors, occupying one address. When any device in the loop reports fire signal, the unit will transmit the signal to the fire alarm control panel which generates fire alarm and displays the address of the unit.

The end of the unit is connected with P-9907 Active End of Line Unit, if the output circuit is broken, the fault signal will be transmitted to the fire alarm control panel and then the address of the unit will be displayed on the fire alarm control panel. When a field device is removed, the unit will report fault without affecting normal operation of other field devices.

Connection and Wiring

Terminals of the unit are shown in Fig. 1.

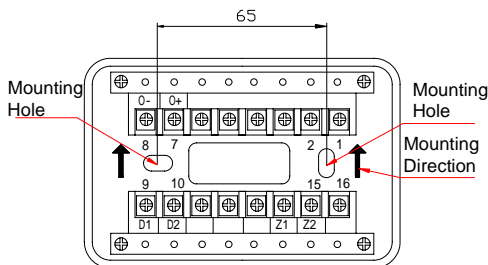


Fig. 1

Z1, Z2: Connecting with control panel loop cable, polarity insensitive.

D1, D2: Connecting with 24VDC, polarity insensitive.

O-, O+: Polarity sensitive output.

Recommended Wiring

1.0mm² or above fire cable for each terminal, subject to local codes. The color of cables for O- and O+ should be different.

Installation

The unit is simply plugged onto the base after corresponding terminals are connected.

If the cable conduit is inside the wall, the base is installed onto the electric box (Fig. 2). If the cable conduit is on the surface of the wall, B-9310 Back Box is available (Fig. 3).

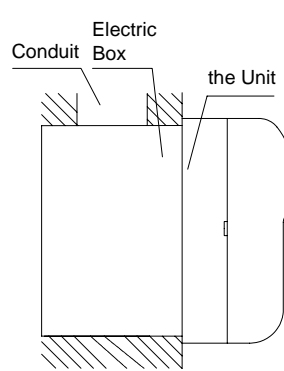


Fig. 2

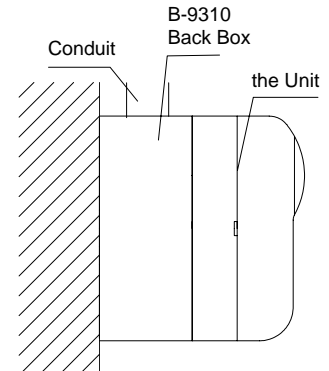


Fig. 3

Please note the upward arrow for mounting direction (Fig. 1).

Application

Address can be set in field through P-9910B programmer. The output loop can connect up to 15 conventional devices. Detectors, such as C-9102 Photoelectric Smoke Detector, C-9103 Rate of Rise and Fixed Temperature detector can be used together.

1. When the unit connects with conventional detector in series, the detector base should connect with an 1N5819 diode, and P-9907 must be connected to the output end. P-9907 can also be used as the base of a conventional detector. System composition is shown in Fig. 4.

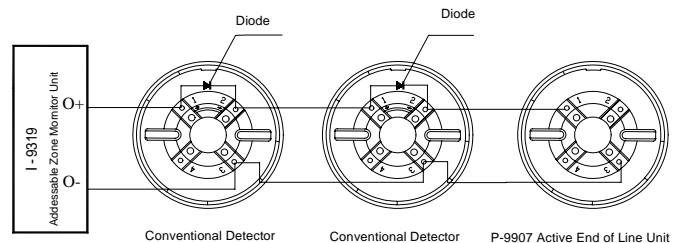


Fig. 4

2. When P-9907 Active End of Line Unit is not used as detector base, a cover should be added, the system composition is shown as Fig. 5.

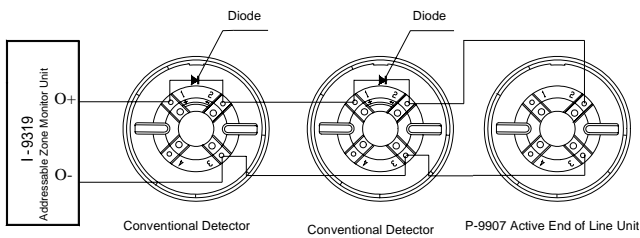


Fig. 5

3. If the output end connects with terminal resistor, the diode will not be added to the detector base, system composition is shown in Fig. 6.

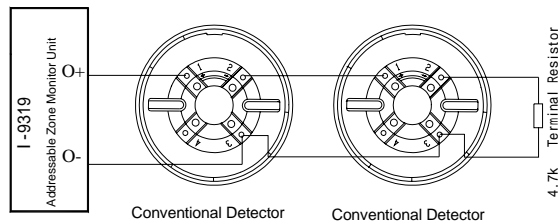


Fig. 6

Accessories and Tools

Model	Name	Remark
P-9910B	Hand Held Programmer	Supplied separately
B-9310	Back Box	Supplied separately

Limited Warranty

GST warrants that the product will be free from defects in design, materials and workmanship during the warranty period. This warranty shall not apply to any product that is found to have been improperly installed or used in any way not in accordance with the instructions supplied with the product. Anybody, including the agents, distributors or employees, is not in the position to amend the contents of this warranty. Please contact your local distributor for products not covered by this warranty.

Specification

Operating Voltage	Loop: 24V Power: 24VDC
Quiescent Current	Loop 0.5mA Power 10mA
Action Current	Loop 5mA Power 60mA
Addressing	Electronic addressing within 1 ~ 242.
LED	Alarm LED: Red, illuminates in alarm condition. Fault LED: Yellow, illuminates in fault condition.
Ingress Protection Rating	IP30
Operating Temperature	-10 ~ +50
Relative Humidity	95%, non condensing
Material and Color of Enclosure	ABS, Traffic white (RAL9016)
Dimension (L x W x H)	120mm x 80mm x 43mm
Weight	About 191g (with base)

This document is subject to change without notice. Please contact GST for more information or questions.

GST China

Gulf Security Technology Co., Ltd.

No. 80, Changjiang East Road,
QETDZ, Qinhuangdao, Hebei,
P. R. China 066004

Tel: +86 (0) 335 8502528

Fax: +86 (0) 335 8508942

sales@gst.com.cn

www.gst.com.cn

GST UK

Global System Technology PLC

Lion Court, Staunton Harold Hall,
Melbourne Road, Ashby de la Zouch,
Leicestershire, England LE65 1RT

Tel: +44 1283 225 478

Fax: +44 1283 220 690

info@gst.uk.com

www.gst.uk.com

GST Dubai

Global System Technology PLC

PO Box 17998 Unit ZA04
JEBEL ALI Free Zone,
Dubai, UAE

Tel: +971 (0) 4 8833050

Fax: +971 (0) 4 8833053

info@gst.uk.com

www.gst.uk.com