

DI-M9300

Digital Single Input Module



Description

DI-M9300 Digital Single Input Module is used for receiving normally open or normally closed switch signal (dry contact), and transmitting the signal to fire alarm control panel (FACP) through signaling line circuit (SLC) loop to FACP. Then the FACP generates active message and displays the address of the module. By cable monitoring, the module can transmit the fault message to the FACP when the input loop is broken. And the FACP will display the address of the module.

Features and Benefits

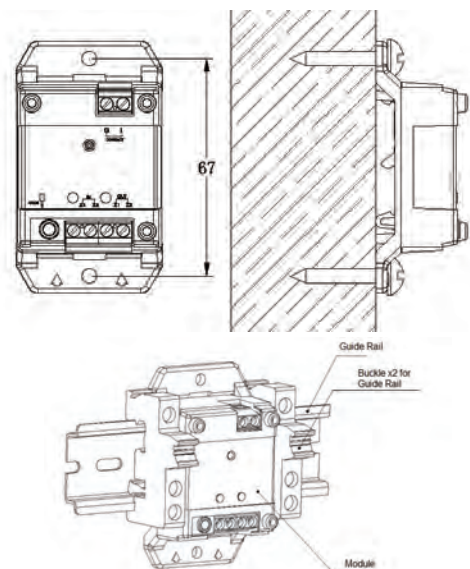
- Input port monitored with 4.7KΩ EOLR
- Normally open or normally closed contact acceptable
- Electronically addressed. Address can be modified in field
- Built-in microprocessor and AD sampling technology
- Rail mount or surface mount

Certificates and Compliance

- Standards: UL864 / NFPA [70.72]
- Certifications: UL
- WEEE & RoHS Compliant

Installation

The installation points of the module are shown below, Wall-mount and Rail-mount. DIN-35mm rail is applicable.



Recommended Cabling

(Z1, Z2) IN & OUT: Loop (SLC) connection, In & Out, non-polarized
 I, G: Contact input, non-polarized
 Recommended Cabling: Minimum 17 AWG, Maximum 14AWG twisted pair cable, and subject to local codes

Application

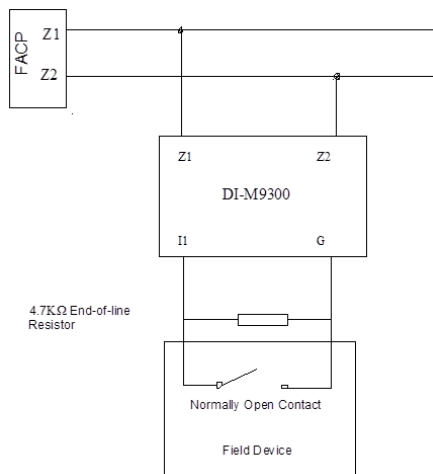
The module is electronically programmable. Set the address and input parameter by handheld programmer P-9910B. The input can be N/O (default) or N/C.

Parameter (Function-3)	Input Mode
1	Normally-Closed
Other numbers	Normally-Open

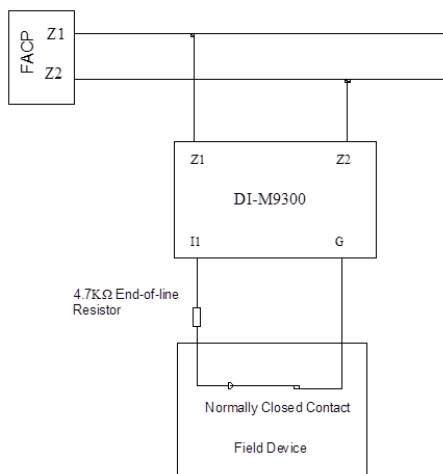
The operation can be done either through the clips-link to the terminals (Z1&Z2), or through the earphone-link to the 3.5mm code-jack.

Below figures show the connections of the module. A 1-Watt 4k7 End of Line Resistor is required.

Normally-open input



Normally-closed input



Technical Specification

Operating Voltage	Loop 24VDC (16VDC - 28VDC) Power Limited
Standby Current	≤ 0.26 mA
Action Current	≤ 0.5 mA
Programming	Electronically addressing
Address Range	1 address, from 1 to 242.
Indicator	Feedback LED: Red, lights on activation, flashes in other states. Fault LED: Yellow, lights 0.5s on and 0.5s off as there is input fault, turns off in other states.
Ingress Protection Rating	IP30 (not tested by UL)
Operating Temperature	0°C ~ +49°C
Relative Humidity	≤ 93%, Non Condensing
Material and Color of Enclosure	ABS, white (RAL9016)
Dimension (L×W×H)	78mm×45.3mm×28.5mm
Weight	About 36.8g

Order Information and Compatible Products

Part No.	DI-M9300
Device Name	Digital Single Input Module
Product No.	10105374
Compatible Products	GST-M200 Intelligent Fire Panel GST-IFP4M Intelligent Fire Panel

Accessories and Tools



Part No.: P-9910B
Device name: Handheld Programmer
Product No.: 10104894