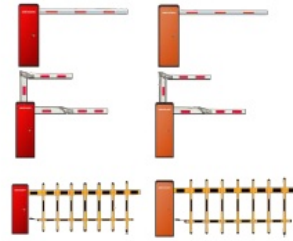


**Auto-elevator DS-TMG40X-XX**

Auto-elevator DS-TMG40X-XX is the traffic management entrance & exit device for managing the vehicle in and out in toll station, parking lot, residence community, etc. It can be automatically controlled in the traffic management system or manually controlled by management staff.



*Notes:* Pictures for reference only,  
subject to our available products.

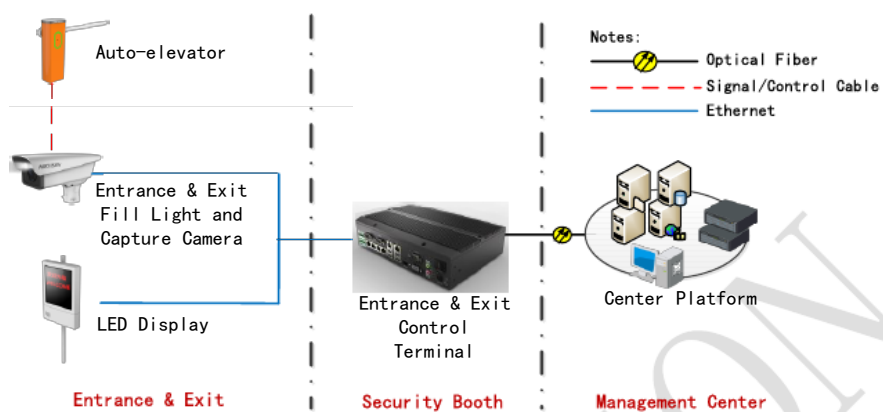
**Model Description**

Product Model	Function Description
DS-TMG400-LL	Digital barrier moving in low speed: straight bar 6 m 6s, left-handed
DS-TMG400-LR	Digital barrier moving in low speed: straight bar 6 m 6s, right-handed
DS-TMG400-ML	Digital barrier moving in medium speed: straight bar 4 m 3s, left-handed
DS-TMG400-MR	Digital barrier moving in medium speed: straight bar 4 m 3s, right-handed
DS-TMG400-HL	Digital barrier moving in high speed: straight bar 3 m 1.6~2s, left-handed
DS-TMG400-HR	Digital barrier moving in high speed: straight bar 3 m 1.6~2s, right-handed
DS-TMG403-LL	Fence barrier: straight bar 5 m 6s, left-handed
DS-TMG403-LR	Fence barrier: straight bar 5 m 6s, right-handed
DS-TMG401-LL	90° crank arm moving in low speed: 90° crank arm, 2.5+2.5m 6s, left-handed
DS-TMG401-LR	90° crank arm moving in low speed: 90° crank arm, 2.5+2.5m 6s, right-handed

**Key Features**

- Lift and drop the bar through remote wireless control
- External traffic lights supported (Optional)
- External infrared protection supported (Optional)
- External induction coil supported (Optional)
- The electrical machine can run continuously
- Control the bar lifting and dropping manually in power failure
- Start normally in extremely cold weather

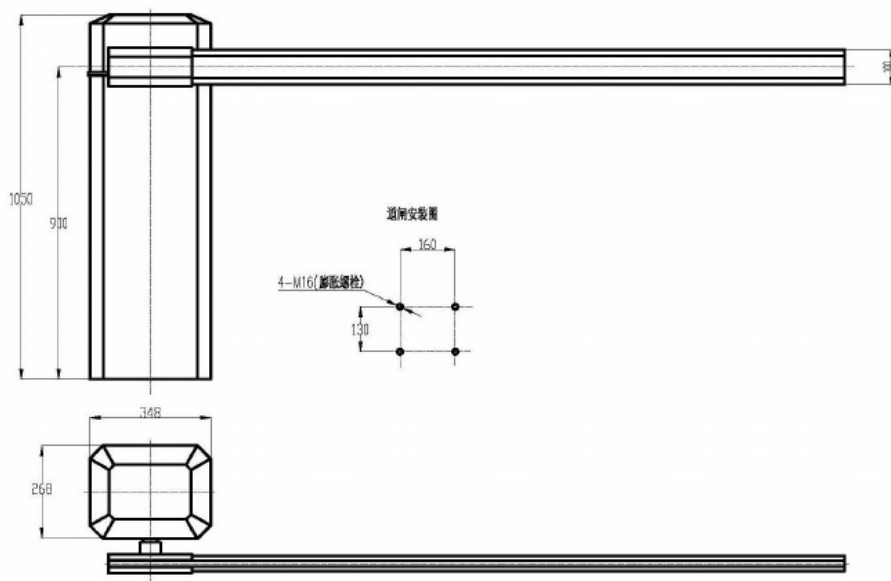
## Typical Application



## Specification

Model Item	DS-TMG400-HR	DS-TMG400-HL	DS-TMG400-MR	DS-TMG400-ML	DS-TMG400-LR	DS-TMG400-LL
Power Supply	220V 50Hz					
Power Consumption of the Electrical Machine	90W 220VAC					
Speed	1.6 ~2s		3s		6s	
Max. Length of the Straight Bar	3m		4m		6m	
Barrier Direction	Right-handed	Left-handed	Right-handed	Left-handed	Right-handed	Left-handed
Barrier Type	Straight Bar					
Model Item	DS-TMG403-LR	DS-TMG403-LL	DS-TMG401-LR	DS-TMG401-LL	DS-TMG400-LR (Pressure Elec-wave Configured )	DS-TMG400-LL ( Pressure Elec-wave Configured )
Power Supply	220V 50Hz					
Power Consumption of the Electrical Machine	90W 220VAC					
Speed	6s					
Max. Length of the Straight Bar	5m		2.5m+2.5m		5m	
Barrier Direction	Right-handed	Left-handed	Right-handed	Left-handed	Right-handed	Left-handed
Barrier Type	Fence		Crank Arm		Straight Bar	

## Dimension



Unit: mm